



Feature Functions

Controller Name	Wired Remote Controller					Wireless Remote Controller	Wi-Fi Modem	
	Premium	Standard III	Standard II	Simple	Simple (Hotel)			
Model Name								
	PREMTA000 PREMTA000A PREMTA000B	PREMTB100 PREMTBB10	PREMTB001 PREMTBB01	PQRCVCL0Q PQRCVCL0QW	PQRCHCA0Q PQRCHCA0QW	PWLSSB21H (H/P) PWLSSB21C (C/O)	PWFMDD200	
Basic	On / Off	○	○	○	○	○	○	
	Fan Speed Control	○	○	○	○	○	○	
	Temperature Setting	○	○	○	○	○	○	
	Mode	○	○	○	○	-	○	
	Auto Swing	○	○	○	○	○	○	
	Vane Control (Louver Angle)	○	○	○	○	○	○	
	E.S.P (External Static Pressure)	○	○	○	○	○	-	
	Electric Failure Compensation	○	○	○	○	○	-	
	Indoor Temperature Display	○	○	○	○	○	○	
	All Button Lock (Child Lock)	○	○	○	○	○	-	
Schedule / Timer	Weekly - Yearly	Weekly - Yearly	Weekly	-	-	Sleep / On / Off	Weekly	
Wi-Fi AP Mode Setting	○	○	○	○	○	○	-	
Advanced	Additional Mode Setting ¹⁾	○	○	○	-	-	-	
	Time Display	○	○	○	-	-	○	
	Humidity Display	○	○	-	-	-	-	
	Advanced Lock (Mode, Set point, Set point range, On / Off Lock)	Advanced Lock	Advanced Lock	-	-	-	-	
	Filter Sign	○	○	○	-	-	-	
	Energy Management ²⁾	○	○	○	-	-	-	
	Dual Set Point	○	○	-	-	-	-	
	Human Detection	-	○	-	-	-	-	
	Temp. Humidity Compensation	○	○	-	-	-	-	
	Air Purify Control	-	○	-	-	-	○	
Air Quality Level	-	○	-	-	-	-		
Dual Vane (6 Airflows mode)	-	○	-	-	-	○		
ETC	Operation Status LED	○	○	○	○	○	-	
	Wireless Remote Controller Receiver	○ ³⁾	-	○ ³⁾	○ ³⁾	○ ³⁾	-	
	Display	5 inch Color	4.3 inch Color	4.3 inch mono	2.6 inch mono	2.6 inch mono	2 inch mono	
	Size (W x H x D, mm)	137 x 121 x 16.5	120 x 120 x 16	120 x 121 x 16	70 x 121 x 16	70 x 121 x 16	51 x 153 x 26	48 x 68 x 14
	Black Control for Screen Saver	○	○	-	-	-	-	

※ ○ : Applied, - : Not Applied
 1) It might not be indicated or operated at the partial product.
 2) Centralized control (PACEZA000 / PACS5A000 / PACP5A000 / PLNWK000) and PDI (PQNUD1S40 / PPWRDB000) should be installed for this function.
 3) For ceiling type duct
 Note:
 1. Indoor unit should have functions requested by the controller.
 2. If you need more detail, please refer to the manual of product. (<http://partnerlge.com> : Home > Doc.Library > Manual)



Design

- 4.3 inch color LCD / Intuitive GUI
- Seamless design / Touch button
- Humidity sensor embedded

Comfort & Air Purification

- CO₂ level monitoring (For ERV)
- Air quality level monitoring
- Air purify control

Energy Contents


- Power consumption monitoring
- Operation time monitoring
- Temperature setback
- Time limit control

Advanced Functions

- Comfort cooling setting
- Smart Load Control setting
- Outdoor unit low noise setting
- Defrost noise setting
- ODU capacity control
- Schedule functions



Touch Button



Comfort Level

Energy Contents



Error History

Standard III Wired Remote Controller

PREMTB100 (White) / PREMTBB10 (Black)

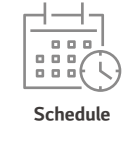
4.3 inch colored screen with modern design.



New Modern Design



Comfort & Reliability (Air Purify)



Schedule



Convenience



Energy Management



Interlocking

MODEL NAME	PREMTB100 / PREMTBB10
On / Off	○
Fan Speed Control	○
Temperature Setting	○
Mode	Cool / Heat / Dry / Fan / Auto
Additional Mode Setting ¹⁾	Energy-Saving Cooling / Robot Cleaning / Heater / Humidification / Comfort Cooling
Auto Swing	○
Vane Control (Louver direction)	○
E.S.P (External Static Pressure) ²⁾	○
Reservation	Simple / Sleep / On & Off timer / Weekly / Yearly / Holiday
Time Display	○
Electric Failure Compensation	○
Lock	All / On & Off / Mode / Set temperature range
Filter Sign	○ (Remain time + Alarm)
Energy Management	Check Energy Usage ³⁾ / Check Operation Time / Target Setting (Energy, Operation Time) / Time Limit Operation / Alarm Popup / Initialization Usage Data
Operation Status LED	○
Air Purify Control ⁴⁾	○
Air Quality Level ⁴⁾	○
Indoor Temperature Display	○
Indoor Humidity Display	○
Human Detection	○
Display	4.3 inch TFT color LCD (480 x 272)
Size (W x H x D, mm)	120 x 120 x 16
Black Light for Screen Saver	○
Home Leave	2 set points control

※ ○ : Applied, - : Not Applied

1) The function is available in some product. (Refer to the product data Book).

2) This function is available for duct type.

3) This function requires PDI (PQNUD1S40 / PPWRDB000) to be installed.

4) This function is available for indoor units that provide corresponding function.

Note:

1. Indoor unit needs to have functions requested by the controller.

2. 2 set points control works normally with MULTI V Heat Recovery and Single Split Heat Pump. But in case of MULTI V Heat Pump, It may not work properly.

Standard III Wired Remote Controller

Air Quality Level Display

Easy check for indoor air quality

· PM10 / PM2.5 / PM1.0 · Status / Monitoring



CLASSIFICATION	GOOD	MODERATE	UNHEALTHY	POOR
* PM10 (µg / m3)	0 - 54	55 - 154	155 - 254	255 -
* PM2.5 (µg / m3)	0 - 12	13 - 35	36 - 55	56 -
* PM1.0 (µg / m3)	0 - 12	13 - 35	36 - 55	56 -

Note : Display color may change depending on the region / country.
 This function is available for indoor units that provide corresponding function.
 * PM (Particulate matter)
 - PM10 : Coarse Particulate matter / PM2.5 : Fine Particulate matter / PM1.0 : Ultra Fine Particulate matter
 - PM designated as a carcinogen as like an asbestos, widely known as carcinogen.
 - If the dust diameter is under 10 micrometers, it is PM10. And under 2.5 micrometers, it's PM2.5.

Environment Display

Displaying environment information for the more user comfort

Temperature / Humidity / Comfort level / CO₂ concentration



Dual Set Point

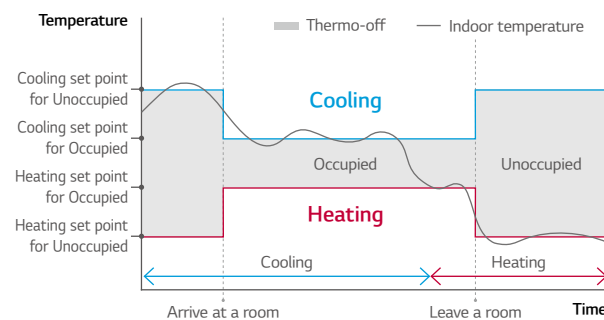
Auto changeover for convenience

- Indoor unit will keep the indoor temperature within the range of dual set point by automatically switching the unit operation.

Setback for energy savings and comfort

- In the user's absence, the room temperature will remain between two set points rather than switching off, providing quick comfort when the mode is changed to 'occupied'.

* This function is for Heat Recovery system or Single heat pump. Otherwise it is not guaranteed.

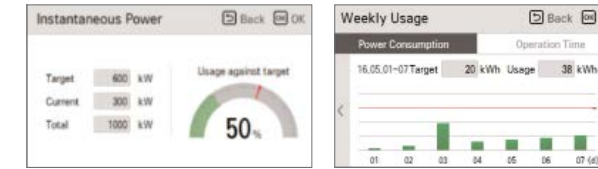


Energy Savings

Energy Management

- Energy Monitoring & Alarm
 Real-time and day / week / month / year energy usage monitoring is possible. In addition, it can set target for energy usage and operation time, and alarm will be displayed when exceeded.

* PDI (PQNUD1S40 / PPWRDB000) is required.



Instantaneous Power Check

Energy Usage Target Setting

Time Limit Control

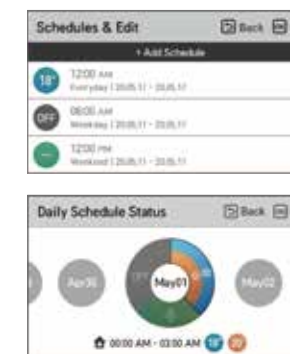
- Monitoring the unit's continuous running time.
 And prevent the wasting energy by turning the unit off automatically.



Schedule Function

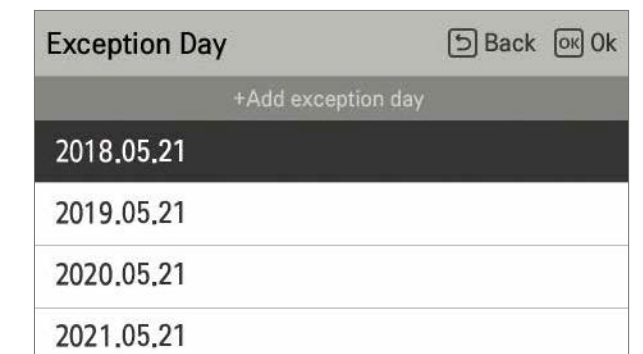
Simple Schedule Status

Standard III remote controller provides clock type daily schedule.



Exception Day Settings


Possible to set up exceptional date on regular schedule.



External Device On / Off

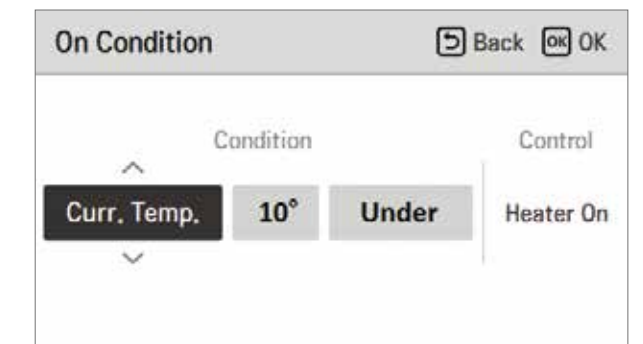
External Equipment Control

User can control the external equipment through additional contact signal output.



Customized Interlocking Control

User can create a automatic control pattern. For example, turning the temperature drops below or rises above a certain temperature.



Premium Wired Remote Controller



Full Touch Screen



PREMTA000 ¹⁾ / PREMTA000A ²⁾ / PREMTA000B ³⁾

5 inch full touch screen with a premium design.



* Supported languages list
 1) English / Portuguese / Spanish / French
 2) English / Italian / Russian / Chinese
 3) English / German / Polish / Czech

MODEL NAME	PREMTA000 / PREMTA000A / PREMTA000B
On / Off	○
Fan Speed Control	○
Temperature Setting	○
Mode	Cool / Heat / Dry / Fan / Auto
Additional Mode Setting ¹⁾	Energy-Saving Cooling / Robot Cleaning / Heater / Humidification
Auto Swing	○
Vane Control (Louver direction)	○
E.S.P (External Static Pressure) ²⁾	○
Reservation	Simple / Sleep / On / Off / Weekly / Yearly / Holiday
Time Display	○
Electric Failure Compensation	○
Child Lock	○
Filter Sign	○ (Remain time + Alarm)
Energy Management	Check Energy Usage ³⁾ / Check Operation Time / Target Setting (Energy, Operation Time) / Time Limit Operation / Alarm Popup / Initialization Usage Data
Operation Status LED	○
Indoor Temperature Display	○
Wireless Remote Controller Receiver	○ ⁴⁾
Display	5 inch TFT color LCD (480 x 272)
Size (W x H x D, mm)	137 x 121 x 16.5
Black Light for Screen Saver	○
Home Leave	2 set points control

※ ○ : Applied, - : Not Applied
 1) It might not be indicated or operated at the partial product.
 2) This function is available for duct type.
 3) This function requires PDI (PQNUD1S40 / PPWRDB000) to be installed.
 4) For ceiling type ducted unit.
 Note : 1. Indoor unit needs to have functions requested by the controller
 2. 2 set points control works normally with MULTI V Heat Recovery and Single Split Heat Pump. But in case of MULTI V Heat Pump, It may not work properly

Easy Energy Management

- Check the operation hour or electricity usage
- Comparison of usage by year
- Set the target usage and time



Easy Scheduling

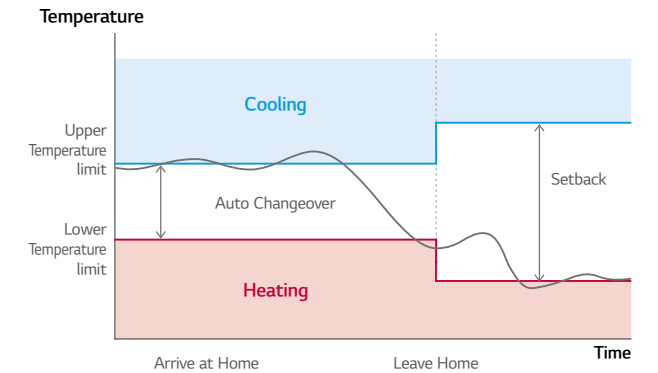
- Daily, Weekly, Yearly schedule function
- Schedule pattern setting
- Schedule copy



Dual Set Point

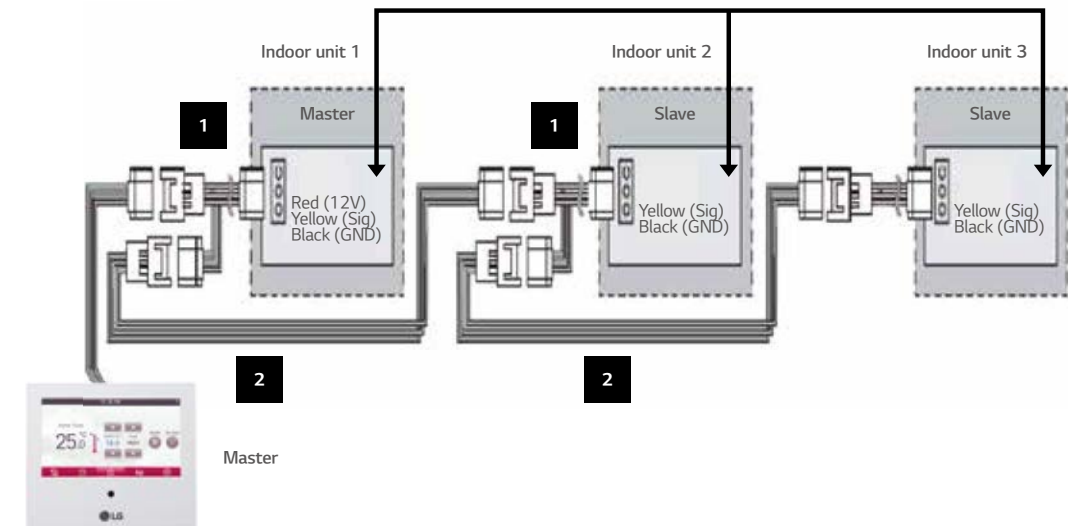
- Auto changeover switching the operation mode automatically
- Setback (Leave Home) Changing status by occupied / unoccupied

* This function is only for Heat Recovery system and Single heat pump.



Group Control

- Max. 16 Indoor units by one remote controller



Standard II Wired Remote Controller

PREMTB001 / PREMTBB01

Providing easy control of one or a group of indoor units with various functions.



Features & Benefits

- Wired remote controller that can implement various functions such as scheduling or filter alert.

MODEL NAME	PREMTB001 / PREMTBB01
On / Off	○
Fan Speed Control	○
Temperature Setting	○
Mode	Cool / Heat / Dry / Fan / Auto
Additional Mode Setting	Energy-Saving Cooling / Robot Cleaning / Heater / Humidification
Auto Swing	○
Vane Control (Louver direction)	○
E.S.P (External Static Pressure)	○
Reservation	Simple / Sleep / On / Off / Weekly / Holiday
Time Display	○
Electric Failure Compensation	○
Child Lock	○
Filter Sign	○ (Remain time + Alarm)
Operation Status LED	○
Indoor Temperature Display	○
Wireless Remote Controller Receiver	○ ¹⁾
Size (W x H x D, mm)	120 x 121 x 16
Black Light	○
Power Consumption Monitoring	○ ²⁾
Check Model Information	○

※ ○ : Applied, - : Not Applied
 1) For ceiling type ducted unit
 2) This function requires PDI (PQNUD1S40 / PPWRDB000) to be installed.
 Note : Indoor unit needs to have functions requested by the controller.

Simple Wired Remote Controller

PQRCVLOQW (White) / PQRCVLOQ (Black) / PQRCHCA0QW (White) / PQRCHCA0Q (Black)

A simple way to control office or hotel systems in a compact design.



Features & Benefits

- Small remote control with minimal functionality.

MODEL NAME	PQRCVLOQW / PQRCVLOQ	PQRCHCA0QW / PQRCHCA0Q
On / Off	○	○
Fan Speed Control	○	○
Temperature Setting	○	○
Mode	Cool / Heat / Dry / Fan / Auto	-
Auto Swing	○	○
Vane Control (Louver direction)	○	○
E.S.P (External Static Pressure)	○	○
Electric Failure Compensation	○	○
Child Lock	○	○
Indoor Temperature Display	○	○
Wireless Remote Controller Receiver	○ ¹⁾	○ ¹⁾
Size (W x H x D, mm)	70 x 121 x 16	70 x 121 x 16
Black Light	○	○

※ ○ : Applied, - : Not Applied
 1) For ceiling type ducted unit
 Note : Indoor unit needs to have functions requested by the controller.

Wireless Remote Controller

PWLSSB21H (Heat Pump), PWLSSB21C (Cooling Only)

Handy and portable wireless type.



Features & Benefits

- Easy to use while moving.
- Main functions are available.

MODEL NAME	PWLSSB21H (H/P), PWLSSB21C (C/O)
On / Off	○
Fan Speed Control	○ ¹⁾
Temperature Setting	○
Mode	Cool / Heat / Dry / Fan / Auto
Additional Mode Setting	Air Purification / Energy-Saving Cooling / Robot Cleaning / Auto Dry
Auto Swing	○
Vane Control (Louver direction)	○
Reservation	Sleep / On / Off
Time Display	○
Indoor Temperature Display	○
Sleep Mode Auto	Max. 7 hours
Size (W x H x D, mm)	51 x 153 x 26

※ ○ : Applied, - : Not Applied
 1) For some products, you can use "slow" fan speed function.